

LIFEMED

T9716W / T9717W

Bariatric Couch

Every department should have at least one heavy duty table to safely lift a very heavy patient to a suitable treatment height when the need arises. Also suitable for all general treatments, this couch can be fitted with dividing legs, arms and a variety of extras to expand its use.

Features

- Heavy duty Hanning actuators
- Fail safe backrest locking mechanism
- Standard motorised backrest
- Fully hoist accessible
- Hard wearing antimicrobial vinyl
- Electric operation as standard - with low running costs
- Retractable wheels x 4
- Standard width of 70cm
- User Weight Rating: 249kg



German Gas Struts & Motors

Specifications	2-Section	3-Section
Minimum Height	50cm	50cm
Maximum Height	97cm	97cm
Cushion Width	70cm	70cm
Head Section Length	66cm	66cm
Mid Section Length	N/A	66cm
Leg Section Length	132cm	67cm
Total Length	200cm	202cm
Head Tilt Angle	-35°/52°	-40°/80°
Leg Tilt Angle	N/A	-20°/35°
Lift Mechanism	Electric	Electric
Breathing Hole	1	1
Retractable Wheels	Standard x 4	Standard x 4
User Weight Rating	249kg	249kg

Warranty

Frame	3 Years
Electronic Components	3 Years
Upholstery	3 Years

Dimensions:

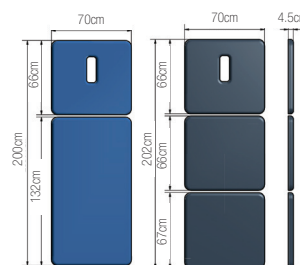


Table Positions: (METBAR2)

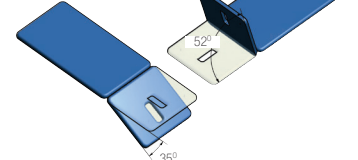
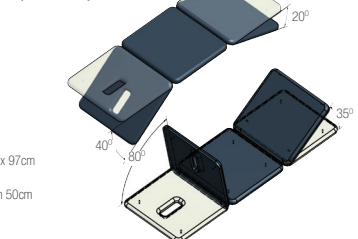
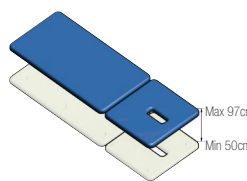


Table Positions: (METBAR3)



Height Range:



Maximum User Weight
249 kg



Code	Description
MMC-METBAR2	T9716W Bariatric 2-Section - 70cm wide
MMC-METBAR3	T9717W Bariatric 3-Section - 70cm wide

Optional Accessories:

STOCK	
MMC-METPAPERHOLD	Paper Towel Holder & Towel Roll
NON-STOCK	
MMC-T6009X	Chrome Side Rail (for 70cm wide)
MMC-SPMETS1136	Dual Hand Control